

*Vertical bone growth* where  
you need it

NeoGen<sup>®</sup> PTFE Membranes

Intelligent Simplicity

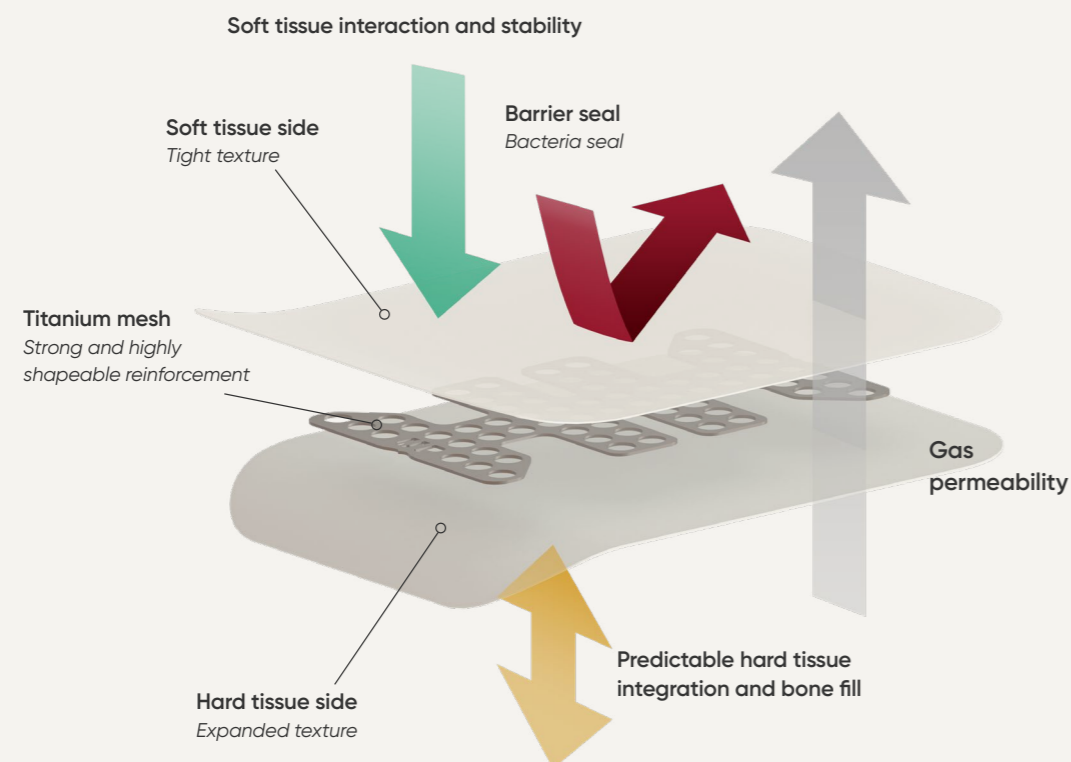
# The membrane that supports bone regrowth

NeoGen® PTFE Membranes are soft, flexible and easy to trim and shape. The combination of easy handling and tissue interactions with an enhanced barrier function results in a membrane that is easy to handle and protects the augmentation site in a predictable manner. This makes it ideal for ridge or socket preservation and allows the clinician to dictate healing time. A non-reinforced membrane is available for coverage of smaller bone defects where the surrounding bone provides sufficient stability.

- ✔ Soft tissue friendly and resistant to bacteria
- ✔ Strong and shapeable mesh creates stability and flexibility
- ✔ Supports the regrowth of lost bone, about 1 mm per month

## Design principle


NeoGen membranes are designed with a dual PTFE-layer. The tight texture of the upper side is impervious to bacteria, while enabling soft tissue interaction leading to stability. The lower side's expanded texture enables predictable hard tissue interaction. This unique combination together with the firm mesh creates a favorable environment for healing and bone regeneration.



## Evidence of vertical bone growth at simultaneous implantation

### Vertical bone augmentation\*

The NeoGen membranes unique design provides outstanding clinical results, including reproducibly achieving predictable results for the demanding indication that is vertical ridge augmentation.



Study

Scan QR code to see full study.

\*Hassfurther ND et al. Vertical ridge augmentation with PTFE membranes and simultaneous implantation. A comparative study. Clin Oral Implant Res 2021.



Dr. med. Norbert Haßfurther  
Oral and Maxillofacial Surgeon  
Wettenberg, Germany

## Clinical case

Clinical case showing regeneration of an extremely narrow ridge using NeoGen Ti-Reinforced Membrane and simultaneously placed Neoss ProActive® implants.

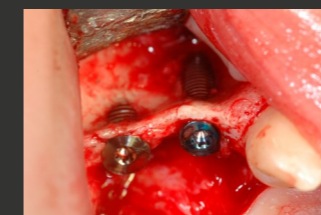


Figure 1. A patient with two congenitally missing teeth in the maxillary premolar area, ridge. A full thickness flap was opened and Neoss ProActive Straight implants were placed on the palatal aspect of the ridge.



Figure 2. A NeoGen Ti-Reinforced Membrane Medium was trimmed, shaped, and fitted at the implant site. Autogenous bone chips were used to fill the palatal dehiscence, and the membrane was secured with two tacks buccally.

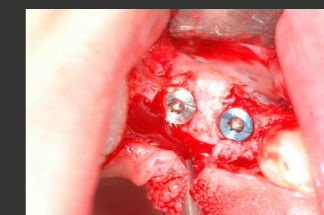


Figure 3. Second stage surgery was performed after 7 months. The whole volume enclosed by the membrane had been regenerated with new bone and a new wide ridge had been created.

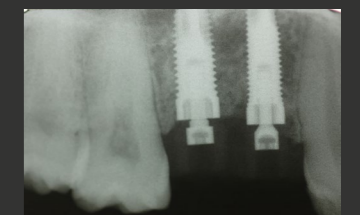


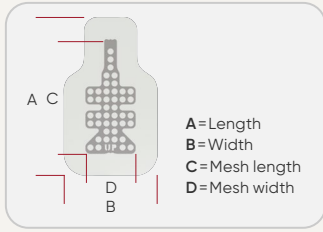
Figure 4. Radiographic assessment confirmed bone regeneration around the implants.

Scan QR code to see full case series.




Clinical case

# Assortment



## Ti-reinforced PTFE Membranes

Art. No.	Description	A	B	C	D
64010	NeoGen PTFE Membrane, Ti-Reinforced – S I (Small Interproximal)	29mm	14mm	19mm	4mm
64011	NeoGen PTFE Membrane, Ti-Reinforced – M I (Medium Interproximal)	30mm	19mm	19mm	9mm
64012	NeoGen PTFE Membrane, Ti-Reinforced – L I (Large Interproximal)	36mm	21mm	26mm	11mm
64013	NeoGen PTFE Membrane, Ti-Reinforced – M (Medium)	32mm	22mm	23mm	12mm
64014	NeoGen PTFE Membrane, Ti-Reinforced – L (Large)	34mm	25mm	24mm	15mm
64015	NeoGen PTFE Membrane, Ti-Reinforced – XL (Extra Large)	46mm	32mm	24mm	15mm



Ti-Reinforced Membranes

## Non-reinforced PTFE Membranes

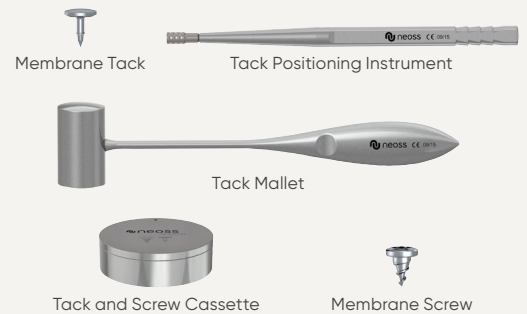
Art. No.	Description	A	B
64019	NeoGen PTFE Membrane, Non-Reinforced 18×12 mm	18mm	12mm
64020	NeoGen PTFE Membrane, Non-Reinforced 29×14 mm	29mm	14mm
64021	NeoGen PTFE Membrane, Non-Reinforced 34×25 mm	34mm	25mm



Non-Reinforced Membranes

## Fixation Kit

Art. No.	Description
64031	Tack Positioning Instrument
64033	Tack Mallet
64034	Tack and Screw Cassette
64036	Membrane Tack 3mm – 10 pcs
64037	Membrane Screw 3mm – 10 pcs



## AUSTRALIA & NEW ZEALAND OFFICE

### Neoss Australia Pty. Ltd

G04 Ground Floor North Tower, John Oxley Centre,  
339 Coronation Drive, Milton Qld 4064, Australia

T: +61 7 3216 0165

E: info.au@neoss.com

Contact your local representative for product availability details. All products are not available in every market.

15486\_0 AU 23-02 © Neoss Group, 2023. Copyrights, design rights and trademarks, Neoss documents, software and designs may not be reprinted, copied or published in whole or part, without the written authorization of Neoss. Neoss, the N logo and NeoScan™ are trademarks of Neoss Group.